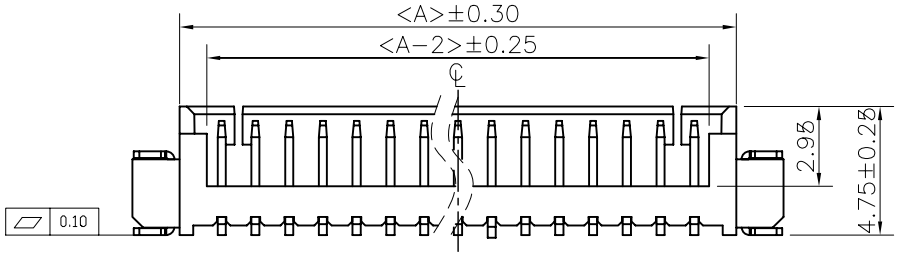

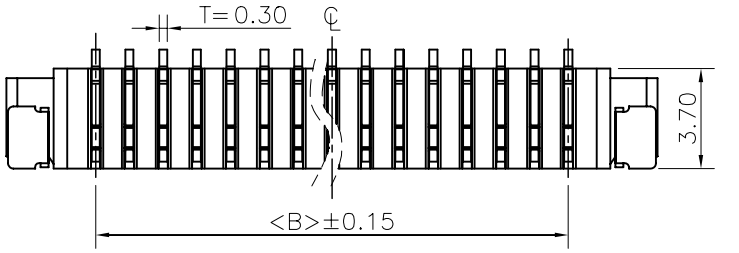

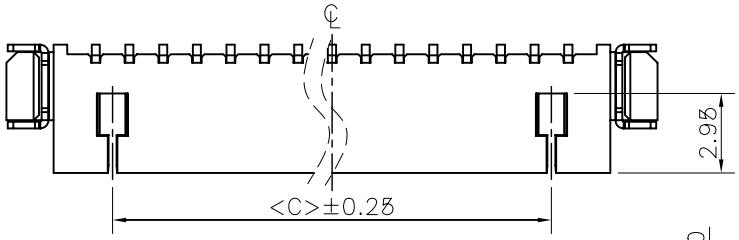

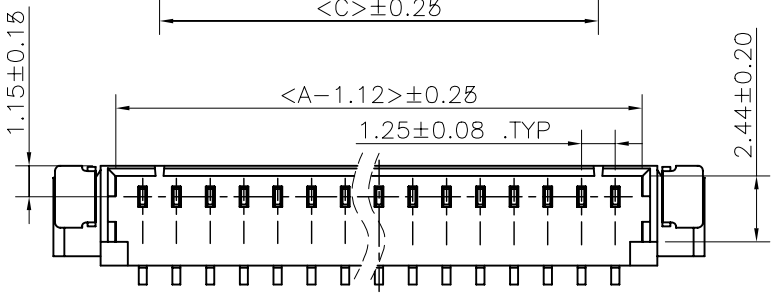

Recommended P.C.B Layout(Top Side)
P.C.B Thickness = 1.20mm (Tolerance=±0.05)

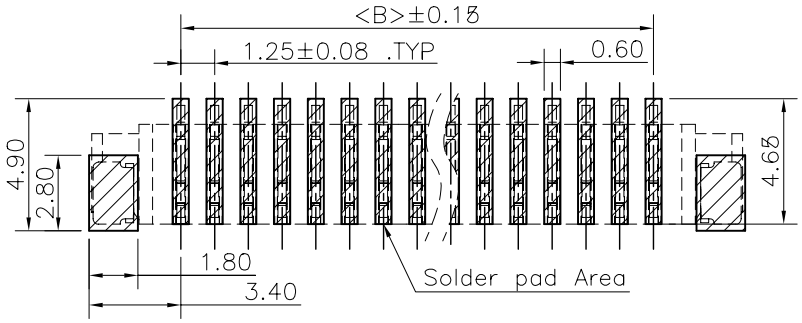

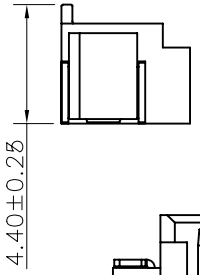

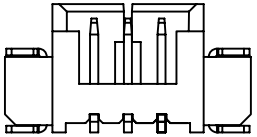

(2~3pin的只有一个在中间)
(如上图示)

1/A

PART NO.	Dimensions		
	A	B	C
WF31-02232T	4.25	1.28	
WF31-03232T	5.50	2.50	
WF31-04232T	6.75	3.78	2.50
WF31-05232T	8.00	5.00	3.75
WF31-06232T	9.25	6.25	5.00
WF31-07232T	10.50	7.50	6.25
WF31-08232T	11.75	8.75	7.50
WF31-09232T	13.00	10.00	8.75
WF31-10232T	14.25	11.28	10.00
WF31-11232T	15.50	12.50	11.25
WF31-12232T	16.75	13.75	12.50
WF31-13232T	18.00	15.00	13.75
WF31-14232T	19.25	16.25	15.00
WF31-15232T	20.50	17.50	16.25

NOTES:

PART NO. : WF31-XX232T
Current Rating: 1A AC,DC
Voltage Rating: 125V AC,DC
Temperature Range: −25°C~+85°C
Contact Resistance: 20m max
Insulation Resistance:100M min
Withstanding Voltage: 250V AC/minute
Material: PA6T UL 94V−0

REV	DATE	MODIFICATION DESCRIPTION	CHANGE	APPROVE
A	11/30/06'	增加2~3Pin产品示意图		
0	01/02/06'	NEW	———	———

OPERATION	
~ 10	±0.15
20 ~ 30	±0.30
30 ~	±0.50
Angle	± 2°
DIM	TOL

DRAW	邬 渭 华	01/02/06'
DESIGN	邬 渭 华	01/02/06'
CHECK	贲 能 健	01/02/06'
APPROVE	肖 贻 念	01/02/06'

SCALE	4:1
UNIT	mm
SIZE	A4
SHEET	1/1
PROJ.	

GXCON ENTERPRISE CO.,LTD.

PART NO.	WF31-XX232T
TITLE:	MOLEX 1.25 180° SMT Wafer
DRAWING NO.	WF31-XX232T